

## Intelligent Measuring Point iPNMA

### Function

The intelligent PROFINET measuring point (**iPNMA**) combines the functions of a PROFINET measuring point with a simple PROFINET network analysis of the following quality parameters:

- Telegram jitter
- Telegram gaps
- Telegram overtakes
- Netload
- Update rate
- Device diagnostics
- Device failures / restarts
- Error telegrams

In this case, the evaluation of the recorded data does not take place on the device itself, but all data are queried and processed by the PROmanage® NT software. We recommend installing the iPNMA permanently in the network connection between the automation device (controller) and the

first switch, because the major part of the communication typically passes through here. Two network jacks (Network P1 and P2) are available for this purpose.

For a more detailed network analysis, two monitor jacks (Monitor M1 and M2) are available for feedback-free connection of an analysis tool (e.g. PNINSpektor® NT or laptop).

### Specifications


- Input voltage: 24V DC
- Tolerance: 10%
- Max. power consumption: 150mA
- Max. power loss: 4W
- Output voltage: 24 V DC (max. 1A)
- Operating temperature: +5 °C to +55 °C
- Storage temperature: -15°C to +75°C
- Air humidity: 10 to 90 %, non-condensing
- Storage period: 3 years
- Dimensions (H x W x D): 105 x 49 x 92 mm, incl. top-hat rail mounting and connector terminals
- Mounting: TS35 DIN top-hat rail (EN 50022)
- Weight: 0.345 kg
- Protection class: IP20
- Network port: RJ45

### Note on connection

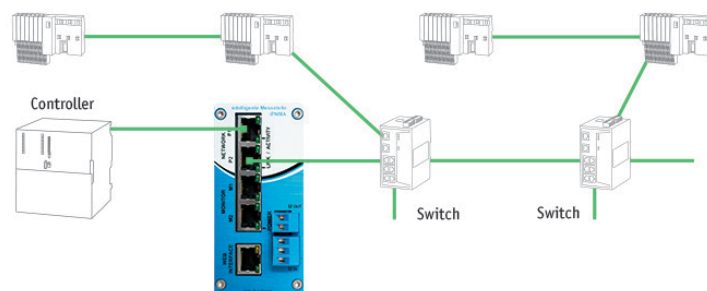
To connect the PROFINET-INSpektor® NT via an iPNMA, only patch cables are needed. In case of a power supply failure of the iPNMA, the PROFINET communication via the iPNMA remains intact. For power supply of additional analytic tools, the UOUT (24VDC) connector is available.

### Note on the PROmanage® NT licence

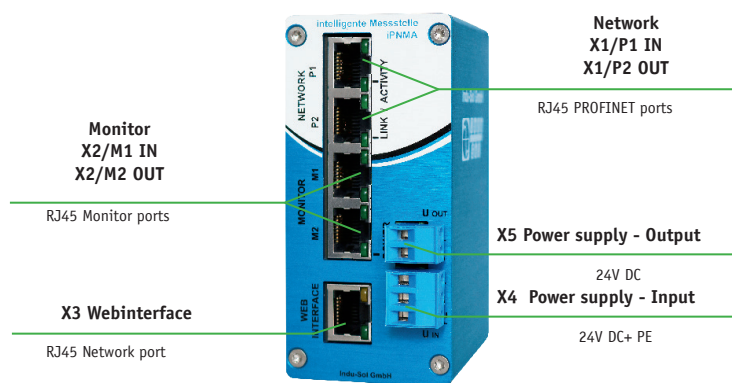
For integrating the intelligent PROFINET measuring point into the PROmanage® NT software, 16 licensed ports are required for each iPNMA.



Intelligent Measuring Point iPNMA



Example of application



Device ports

### Ordering details

### Art. No.

Intelligent Measuring Point iPNMA

114090200